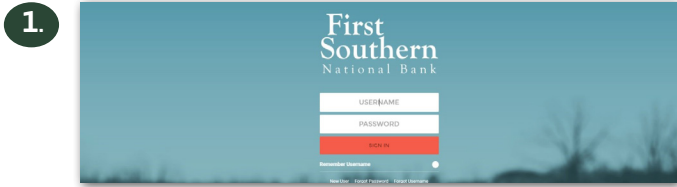
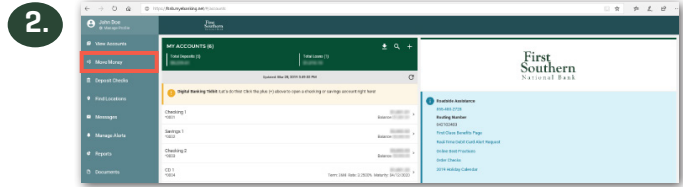


P2P Payment Feature DESKTOP

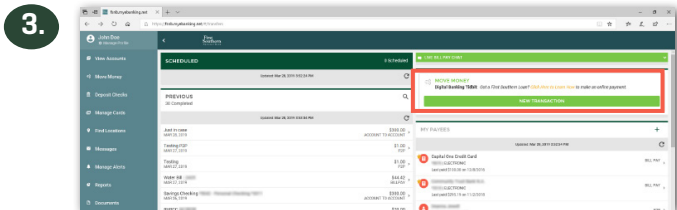
Now you can easily pay anyone with a debit card with P2P from First Southern National Bank!



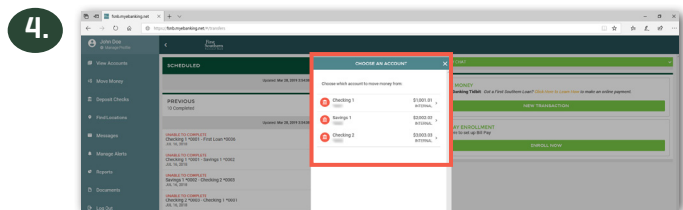
1. Login to **Online Banking** from fsnb.net.



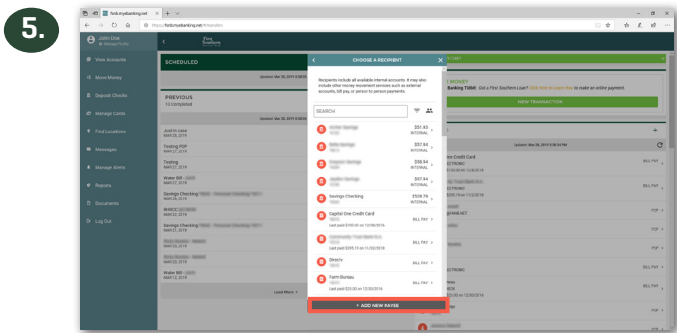
2. From your menu bar, click the **Move Money** link.



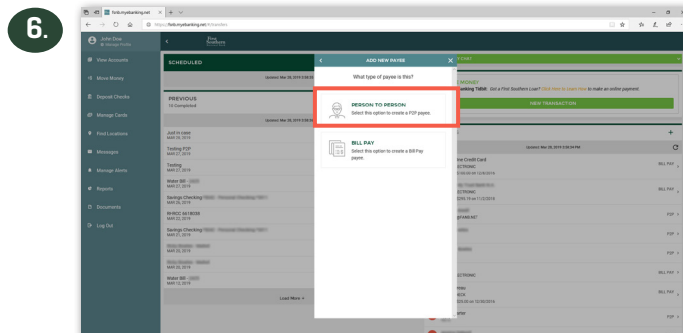
3. Click the **New Transaction** button.



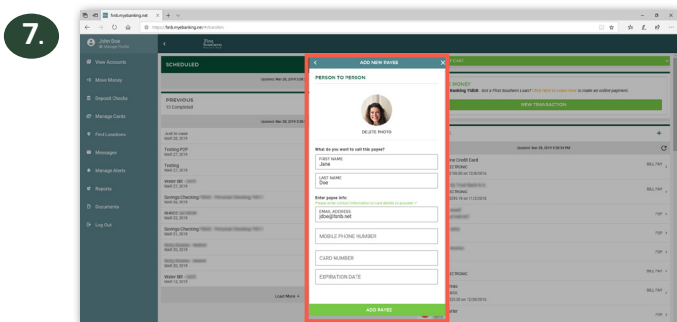
4. Choose the **account** source you want to send money from.



5. Choose a recipient.
If this is a new recipient, click **Add New Payee**.

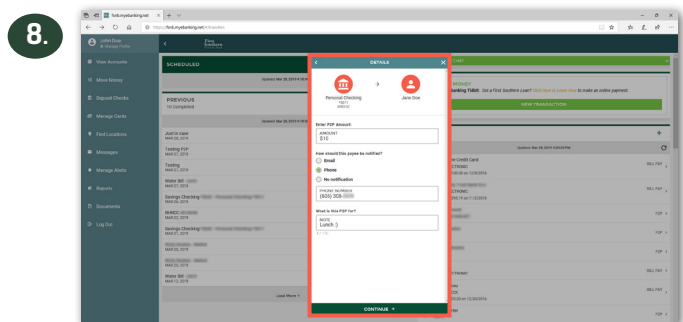


6. Click **Person to Person**.



7. Add details for the person you want to send money to. The payee will receive a secure link to send their payment info, so including card information is optional.

After information is added, click **Add Payee**.



8. Enter the amount you want to send. Select Email or Phone for notification method. You can also enter a note, if you would like.

After all details have been added, click **Continue** to send. Your money is now on it's way!

NEED HELP? CALL YOUR LOCAL BRANCH OR 866.602.3762